

**Design acc. :**

**AD 2000 A4,**

**ATEX 2014/34/EU, DIN 3356.**


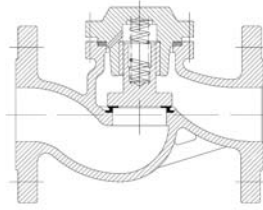
**Face to face : EN558-1.**

**Flange end : EN1092-1 Form B.**

**Test acc. : EN12266.**

**TA-Luft Gasket**

**Body : 1.0619N /1.4408**



**FIG : 282**

**Page 1 - 1**

**FIG : 282**

---

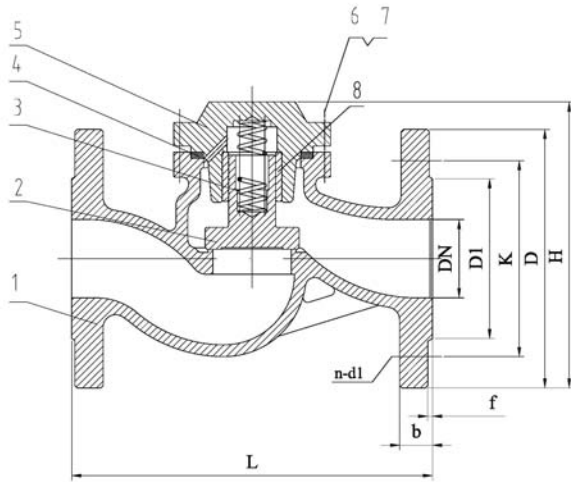


FIG.	Pressure	Material	Range
133.282	PN16	1.0619N	DN15-DN200
135.282	PN40	1.0619N	DN15-DN200
153.282	PN16	1.4408	DN15-DN200
155.282	PN40	1.4408	DN15-DN200

**Design acc. : AD 2000 A4,**  
**ATEX 2014/34/EU, DIN 3356.**  
**Face to face : EN 558-1.**  
**Flange end : EN 1092-1 Form B1.**  
**Test acc. : EN 12266.**  
**TA-Luft Gasket**

### Material list

NO.	Part	Material	
		FIG. 153.282 / 155.282	FIG. 133.282 / 135.282
1	Body	1.4408	1.0619N+13Cr
2	Plug	1.4571	1.4021
3	Spring	1.4401	1.6900
4	Body seal	TA-Luft Gasket	TA-Luft Gasket
5	Cover	1.4408	1.0619N
6	Bolts	A4-70/A2-70	1.7225(GC)
7	Nuts	A4-70/A2-70	1.1181(YK)
8	Bush	1.4401	1.4021

### Dimension List

PN	DN	D	K	D1	L	H	n	d1	b	f	kg
16	65	185	145	122	290	148	8	18	18	3	16.0
	80	200	160	138	310	150	8	18	20	3	26.0
	100	220	180	158	350	170	8	18	20	3	34.0
	125	250	210	188	400	175	8	18	26	3	51.0
	150	285	240	212	480	200	8	22	26	3	76.0
	200	340	295	268	600	265	12	22	30	3	137.0
40	15	95	65	45	130	70	4	14	16	2	3.0
	20	105	75	58	150	85	4	14	18	2	4.5
	25	115	85	68	160	90	4	14	18	2	5.0
	32	140	100	78	180	95	4	18	18	2	7.5
	40	150	110	88	200	105	4	18	18	3	9.0
	50	165	125	102	230	110	4	18	20	3	12.0
	65	185	145	122	290	128	8	18	22	3	18.0
	80	200	160	138	310	140	8	18	24	3	27.5
	100	235	190	162	350	166	8	22	24	3	47.0
	125	270	220	188	400	225	8	26	26	3	63.0
	150	300	250	218	480	230	8	26	28	3	98.0
200	375	320	285	600	260	12	30	34	3	179.0	

Edit: FengChunyan  
 Suzhou Fleu valve Co.Ltd  
 No.767 Huagang Road

Checking: WangHuanyu  
 Tel : 0086 512 63430669  
 Fax : 0086 512 63409789

Approved: ZWS

Date: 16.Mar.2017

E-mail : szsales@fleu-valve.com  
 http : //www.fleu-valve.com